



District Report Card: 2017


State: Odisha	District: Sundergarh
Class: 8	Subject: Science
Schools: 51	Students: 1136


Participation/Coverage


Students

GENDER 	Boys		Girls	
	Number	%	Number	%
	499	43.93	637	56.07

AREA 	Rural		Urban	
	Number	%	Number	%
	939	82.66	197	17.34

CATEGORY 	SC		ST		OBC		GEN	
	Number	%	Number	%	Number	%	Number	%
	109	9.60	787	69.28	109	9.60	131	11.53

CWSN 	LD	VI	HI	S&LD	ID	Oth
	3	2	1	1	1	31

Management 	Government		Government-aided	
	Number	%	Number	%
	1111	97.80	25	2.20

Average Performance of Students in Science (%)

Overall	Gender		Area		Management		Social Group			
	Male	Female	Rural	Urban	Govt.	Aided	SC	ST	OBC	GEN
43.49	41.74	44.86	42.73	47.07	43.91	24.80	44.89	42.41	37.68	53.64

Performance on Learning Outcomes (LOs)

Learning Outcomes	Description	Average Performance(%)
SCI703	Classifies materials and organisms based on properties/characteristics	45.10
SCI704	Conducts simple investigation to seek answers to queries	36.60
SCI705	Relates processes and phenomenon with causes	41.41
SCI708	Measures and calculates e.g., temperature; pulse rate; speed of moving objects; time period of a simple pendulum, etc.	41.81
SCI710	Plots and interprets graphs	35.45
SCI711	Constructs models using materials from surroundings and explains their working	34.22
SCI801	Differentiates materials, organism and processes	49.69
SCI804	Relates processes and phenomenon with causes	48.15
SCI805	Explains processes and phenomenon	43.70
SCI807	Measures angles of incidence and reflection, etc.	35.65
SCI811	Applies learning of scientific concepts in day-to-day life	41.05
SCI813	Makes efforts to protect environment	63.73

Range of Performance of Students who Answered Correctly							
Below 30%		30% - 50%		50% - 75%		Above 75%	
Number	%	Number	%	Number	%	Number	%
398	35.04	347	30.55	248	21.83	143	12.59

Lowest Performing Learning Outcomes (LOs)

- 1 - Constructs models using materials from surroundings and explains their working (34.22)
- 2 - Plots and interprets graphs (35.45)
- 3 - Measures angles of incidence and reflection, etc. (35.65)
- 4 - Conducts simple investigation to seek answers to queries (36.60)
- 5 - Applies learning of scientific concepts in day-to-day life (41.05)